



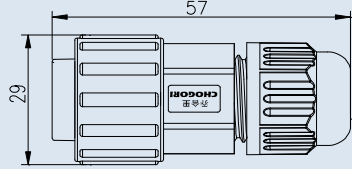
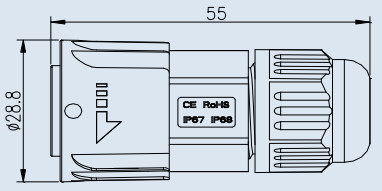
LARGE SERIES

CHOGORI USA

Large Series Specifications

Large Series, Male Connector & Female Pin

Description	Field Installable, 180° Lock Bayonet Type, Solder	Field Installable, 180° Push Lock Type, Solder
Figure		

Drawing		
---------	---	--

Part-No.	Male Connector			Female Pin		
	Contacts	Cable Range(mm)	Part Number	Contacts	Cable Range(mm)	Part Number
	2	4.5 - 6.5	24002221-01	2	4.5 - 6.5	24002231-01
		6.5 - 10.5	24002221-02		6.5 - 10.5	24002231-02
	3(20A)	4.5 - 6.5	24003221-01	3(20A)	4.5 - 6.5	24003231-01
		6.5 - 10.5	24003221-02		6.5 - 10.5	24003231-02
	3(50A)	4.5 - 6.5	24003221-03	3(50A)	4.5 - 6.5	24003231-03
		6.5 - 10.5	24003221-04		6.5 - 10.5	24003231-04
	9	4.5 - 6.5	24009221-01	9	4.5 - 6.5	24009231-01
		6.5 - 10.5	24009221-02		6.5 - 10.5	24009231-02
	18	4.5 - 6.5	24018221-01	18	4.5 - 6.5	24018231-01
		6.5 - 10.5	24018221-02		6.5 - 10.5	24018231-02
	24	4.5 - 6.5	24024221-01	24	4.5 - 6.5	24024231-01
		6.5 - 10.5	24024221-02		6.5 - 10.5	24024231-02
	3+9(FM)	4.5 - 6.5	24309221-01	3+9(FM)	4.5 - 6.5	24309231-01
		6.5 - 10.5	24309221-02		6.5 - 10.5	24309231-02
	3+11(FM)	4.5 - 6.5	24311221-01	3+11(FM)	4.5 - 6.5	24311231-01
		6.5 - 10.5	24311221-02		6.5 - 10.5	24311231-02

Specifications								
Number of Contacts	2	3	3	9	18	24	3+9	3+11
Wire Gauge	12AWG		8AWG	18AWG	22AWG		12AWG+24AWG	
Cable Range	4.5mm - 6.5mm, 6.5mm - 10.5mm							
Environmental Protection	IP67							
Mechanical Life	500 mating cycles							
Operating Temperature	- 45°C - 105°C							
Voltage Rating	300V	300V	300V	125V	125V	125V	300V	300V
Rated Current (40°C)	20A	20A	50A	5A	5A	5A	20A+5A	20A+5A