




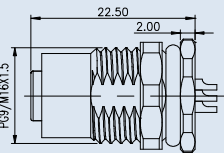
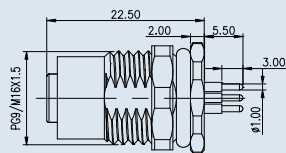
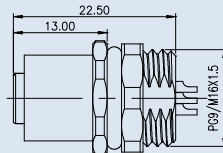
M8/M12 CONN SERIES

CHOGORI

M12 Series Specifications

M12 Series, Panel Mount & Female Pin

Description	Front Panel Mount, Screw Type, Solder	Front Panel Mount, Screw Type, PCB	Rear Panel Mount, Screw Type, Solder
Figure			

Drawing			
---------	---	--	---

Part Number	Front Panel Mount, Screw Type, Solder			Front Panel Mount, Screw Type, PCB			Rear Panel Mount, Screw Type, Solder		
	Contacts	FixingThread	Part Number	Contacts	FixingThread	Part Number	Contacts	FixingThread	Part Number
3	M16X1.5	54036105-01	3	M16X1.5	54036105-02	3	M16X1.5	54036105-03	
	PG9	54036105-11		PG9	54036105-12		PG9	54036105-13	
4	M16X1.5	54046105-01	4	M16X1.5	54046105-02	4	M16X1.5	54046105-03	
	PG9	54046105-11		PG9	54046105-12		PG9	54046105-13	
5	M16X1.5	54056105-01	5	M16X1.5	54056105-02	5	M16X1.5	54056105-03	
	PG9	54056105-11		PG9	54056105-12		PG9	54056105-13	
8	M16X1.5	54086105-01	8	M16X1.5	54086105-02	8	M16X1.5	54086105-03	
	PG9	54086105-11		PG9	54086105-12		PG9	54086105-13	
12	M16X1.5	54126105-01	12	M16X1.5	54126105-02	12	M16X1.5	54126105-03	
	PG9	54126105-11		PG9	54126105-12		PG9	54126105-13	

Specifications

Number of Contacts	3	4	5	8	12
Wire Gauge	0.34mm ² (22AWG)		0.25mm ² (24AWG)		0.14mm ² (26AWG)
Cable Range	Max. 6.0mm				
Environmental Protection	IP67				
Mechanical Life	100 mating cycles				
Operating Temperature	- 25°C - 85°C				
Voltage Rating	250V	250V	125V	60V	30V
Rated Current(40°C)	4A	4A	4A	2A	1A