

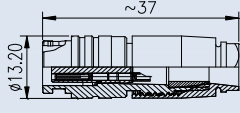
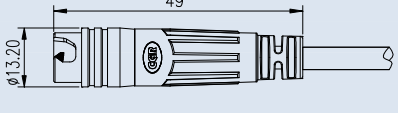
500 SERIES







CHOGORI USA

500 Series Specifications

500 Series , Female connector & Female Pin

Description	Field Installable, 180° Push Lock Type, Solder	Molded, 180° Push Lock Type, Solder
Figure		

Drawing		
---------	---	--

Part-No.	Field Installable			Molded		
	Contacts	Cable Range(mm)	Part-Number	Contacts	Cable Range(mm)	Part-Number
	1	2.9 - 6.3	11001431-01	1	Max. 6.3	11001433-01-XXX
	2	2.9 - 6.3	11002431-01 	2	Max. 6.3	11002433-01-XXX 
	3	2.9 - 6.3	11003431-01 	3	Max. 6.3	11003433-01-XXX 
	4	2.9 - 6.3	11004431-01	4	Max. 6.3	11004433-01-XXX
	2+2	2.9 - 6.3	11202431-01	2+2	Max. 6.3	11202433-01-XXX
	5	2.9 - 6.3	11005431-01	5	Max. 6.3	11005433-01-XXX
	6	2.9 - 6.3	11006431-01	6	Max. 6.3	11006433-01-XXX
	7	2.9 - 6.3	11007431-01	7	Max. 6.3	11007433-01-XXX
	8	2.9 - 6.3	11008431-01	8	Max. 6.3	11008433-01-XXX
	10	2.9 - 6.3	11010431-01 	10	Max. 6.3	11010423-01-XXX 
	14	2.9 - 6.3	11014431-01	14	Max. 6.3	11014433-01-XXX

Specifications												
Number of Contacts	1	2	3	4	2+2	5	6	7	8	10	14	
Wire Gauge	22AWG						26AWG					
Cable Range	2.9mm - 6.3mm											
Environmental Protection	IP65/IP67											
Mechanical Life	500 mating cycles											
Operating Temperature	- 45°C - 105°C											
Voltage Rating	110V	110V	110V	110V	110V	60V	60V	60V	60V	30V	30V	
Rated Current(40°C)	2A	2A	2A	2A	5A+2A	2A	2A	2A	2A	1A	1A	