




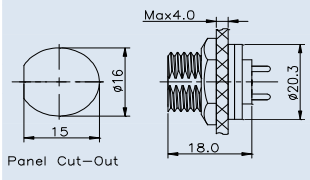
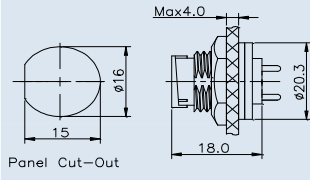
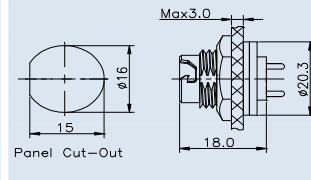
STANDARD SERIES

CHOGORI USA

Standard Series Specifications

Standard Series, Panel Mount & Male Pin

| | | | |
|-------------|---|---|---|
| Description | Panel Front Mount, Screw Type, PCB | Panel Front Mount, Lock Bayonet Type, PCB | Panel Front Mount, Push Lock Type, PCB |
| Figure |  |  |  |

| | | | |
|---------|---|--|---|
| Drawing |  |  |  |
|---------|---|--|---|

| Part Number | Contacts | Part Number | Contacts | Part Number | Contacts | Part Number |
|-------------|----------|-------------|----------|-------------|----------|-------------|
| | 2 | 22002515-02 | 2 | 22002525-02 | 2 | 22002535-02 |
| | 3 | 22003515-02 | 3 | 22003525-02 | 3 | 22003535-02 |
| | 4 | 22004515-02 | 4 | 22004525-02 | 4 | 22004535-02 |
| | 5 | 22005515-02 | 5 | 22005525-02 | 5 | 22005535-02 |
| | 6 | 22006515-02 | 6 | 22006525-02 | 6 | 22006535-02 |
| | 2+4 | 22204515-02 | 2+4 | 22204525-02 | 2+4 | 22204535-02 |
| | 3+4 | 22304515-02 | 3+4 | 22304525-02 | 3+4 | 22304535-02 |
| | 8 | 22008515-02 | 8 | 22008525-02 | 8 | 22008535-02 |
| | 10 | 22010515-02 | 10 | 22010525-02 | 10 | 22010535-02 |
| | 12 | 22012515-02 | 12 | 22012525-02 | 12 | 22012535-02 |

Specifications

| Number of Contacts | 2 | 3 | 4 | 5 | 6 | 2+4 | 3+4 | 8 | 10 | 12 |
|--------------------------|-------------------|------|------|-------|------------|-------------------------|--------|------------|-------|-----|
| Wire Gauge | 18AWG | | | 20AWG | | 18AWG*2C/3C 20AWG*4C | | 20AWG | 22AWG | |
| Panel Thickness | Max. 4.0mm | | | | Max. 4.0mm | | | Max. 3.0mm | | |
| Environmental Protection | IP68 | | | | IP67 | | | IP67 | | |
| Mechanical Life | 500 mating cycles | | | | | | | | | |
| Operating Temperature | - 45°C - 105°C | | | | | | | | | |
| Voltage Rating | 300V | 300V | 125V | 60V | 60V | 60V | 60V | 60V | 30V | 30V |
| Rated Current (40°C) | 10A | 10A | 10A | 5A | 5A | 10A+5A | 10A+2A | 5A | 2A | 2A |