




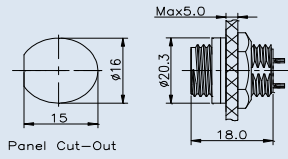
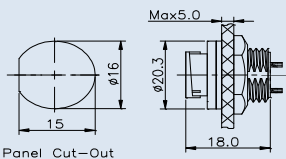
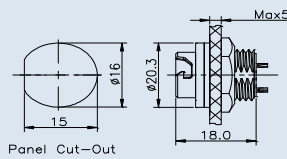
# STANDARD SERIES

## CHOGORI USA

### Standard Series Specifications

#### Standard Series, Panel Mount & Female Pin

Description	Panel Rear Mount, Screw Type, Solder	Panel Rear Mount, Lock Bayonet Type, Solder	Panel Rear Mount, Push Lock Type, Solder
Figure			

Drawing			
---------	---	--	---

Part Number	Contacts	Part Number	Contacts	Part Number	Contacts	Part Number
	2	22002615-03	2	22002625-03	2	22002635-03
3	22003615-03	3	22003625-03	3	22003635-03	
4	22004615-03	4	22004625-03	4	22004635-03	
5	22005615-03	5	22005625-03	5	22005635-03	
6	22006615-03	6	22006625-03	6	22006635-03	
2+4	22204615-03	2+4	22204625-03	2+4	22204635-03	
2+6	22206615-03	2+6	22206625-03	2+6	22206635-03	

#### Specifications

Number of Contacts	2	3	4	5	6	2+4	2+6
Wire Gauge	18AWG			20AWG		18AWG*2C 2AWG*4C	20AWG*2C 22AWG*6C
Panel Thickness	Max. 5.0mm			Max. 5.0mm		Max. 5.5mm	
Environmental Protection	IP68			IP67		IP67	
Mechanical Life	500 mating cycles						
Operating Temperature	- 45°C - 105°C						
Voltage Rating	300V	300V	125V	60V	60V	60V	30V
Rated Current (40°C)	10A	10A	10A	5A	5A	10A+2A	5A+2A