




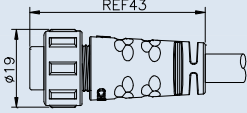
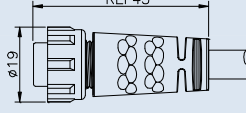
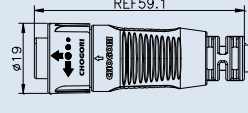
# STANDARD SERIES















## CHOGORI

### Standard Series Specifications

#### Standard Series, Male Connector & Male Pin

Description	Molded with Cable, 180° Screw Type, Solder	Molded with Cable, 180° Lock Bayonet Type, Solder	Molded with Cable, 180° Push Lock Type, Solder
Figure			

Drawing			
---------	---	--	---

Part Number	Contacts	Cable Range(mm)	Part Number	Contacts	Cable Range(mm)	Part Number	Contacts	Cable Range(mm)	Part Number
		2	Max. 9.0	22002113-01-XXX 	2	Max. 9.0	22002123-01-XXX 	2	Max. 9.0
	3	Max. 9.0	22003113-01-XXX 	3	Max. 9.0	22003123-01-XXX 	3	Max. 9.0	22003133-01-XXX 
	4	Max. 9.0	22004113-01-XXX 	4	Max. 9.0	22004123-01-XXX 	4	Max. 9.0	22004133-01-XXX 
	5	Max. 9.0	22005113-01-XXX 	5	Max. 9.0	22005123-01-XXX 	5	Max. 9.0	22005133-01-XXX 
	6	Max. 9.0	22006113-01-XXX 	6	Max. 9.0	22006123-01-XXX 	6	Max. 9.0	22006133-01-XXX 
	2+4	Max. 9.0	22204113-01-XXX	2+4	Max. 9.0	22204123-01-XXX	2+4	Max. 9.0	22204133-01-XXX
	2+6	Max. 9.0	22206113-01-XXX	2+6	Max. 9.0	22206123-01-XXX	2+6	Max. 9.0	22206133-01-XXX

#### Specifications

Number of Contacts	2	3	4	5	6	2+4	2+6
Wire Gauge	0.823mm <sup>2</sup> (18AWG)			0.519mm <sup>2</sup> (20AWG)		0.823mm <sup>2</sup> (18AWG)*2C 0.34mm <sup>2</sup> (22AWG)*4C	0.519mm <sup>2</sup> (20AWG)*2C 0.34mm <sup>2</sup> (22AWG)*6C
Cable Range	Max. 9.0 mm						
Environmental Protection	IP67			IP67			IP67
Mechanical Life	500 mating cycles						
Operating Temperature	- 40℃ - 80℃						
Voltage Rating	300V	300V	125V	60V	60V	60V	30V
Rated Current (40℃)	10A	10A	10A	5A	5A	10A+2A	5A+2A