




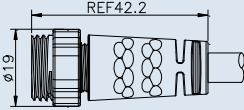
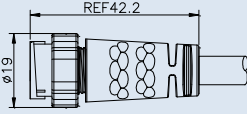
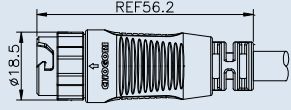
STANDARD SERIES















CHOGORI USA

Standard Series Specifications

Standard Series, Female Connector & Female Pin

Description	Molded with Cable, 180° Screw Type, Solder	Molded with Cable, 180° Lock Bayonet Type, Solder	Molded with Cable, 180° Push Lock Type, Solder
Figure			

Drawing			
---------	---	--	---

Part Number	Contacts	Cable Range(mm)	Part Number	Contacts	Cable Range(mm)	Part Number	Contacts	Cable Range(mm)	Part Number
		2	Max. 9.0	22002413-01-XXX 	2	Max. 9.0	22002423-01-XXX 	2	Max. 9.0
	3	Max. 9.0	22003413-01-XXX 	3	Max. 9.0	22003423-01-XXX 	3	Max. 9.0	22003433-01-XXX 
	4	Max. 9.0	22004413-01-XXX 	4	Max. 9.0	22004423-01-XXX 	4	Max. 9.0	22004433-01-XXX 
	5	Max. 9.0	22005413-01-XXX 	5	Max. 9.0	22005423-01-XXX 	5	Max. 9.0	22005433-01-XXX 
	6	Max. 9.0	22006413-01-XXX 	6	Max. 9.0	22006423-01-XXX 	6	Max. 9.0	22006433-01-XXX 
	2+4	Max. 9.0	22204413-01-XXX	2+4	Max. 9.0	22204423-01-XXX	2+4	Max. 9.0	22204433-01-XXX
	2+6	Max. 9.0	22206413-01-XXX	2+6	Max. 9.0	22206423-01-XXX	2+6	Max. 9.0	22206433-01-XXX

Specifications

Number of Contacts	2	3	4	5	6	2+4	2+6
Wire Gauge	18AWG			20AWG		18AWG*2C 22AWG*4C	20AWG*2C 22AWG*6C
Cable Range	Max. 9.0 mm						
Environmental Protection	IP67			IP67			IP67
Mechanical Life	500 mating cycles						
Operating Temperature	- 40°C - 80°C						
Voltage Rating	300V	300V	125V	60V	60V	60V	30V
Rated Current (40°C)	10A	10A	10A	5A	5A	10A+2A	5A+2A