

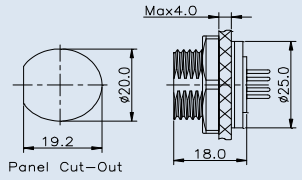
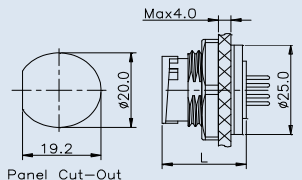
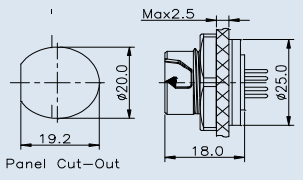
MIDDLE SERIES

CHOGORI USA

Middle Series Specifications

Middle Series, Front Panel Mount & Male Pin

Description	Front Panel Mount Screw Type, PCB	Front Panel Mount Lock bayonet Type, PCB	Front Panel Mount Push Lock Type, PCB
Figure			

Drawing		Note: 9.10 positions, L=17.0 other positions, L=18.0 	
----------------	---	---	---

Part-No.	Contacts		Part-Number		Contacts		Part-Number		Contacts		Part-Number	
		2	3	23002515-02	23003515-02	2	3	23002525-02	23003525-02	2	3	23002535-02
	4	5	23004515-02	23005515-02	4	5	23004525-02	23005525-02	4	5	23004535-02	23005535-02
	6	7	23006515-02	23007515-02	6	7	23006525-02	23007525-02	6	7	23006535-02	23007535-02
	8	9	23008515-02	23009515-02	8	9	23008525-02	23009525-02	8	9	23008535-02	23009535-02
	10	12	23010515-02	23012515-02	10	12	23010525-02	23012525-02	10	12	23010535-02	23012535-02
	14	18	23014515-02	23018515-02	14	18	23014525-02	23018525-02	14	18	23014535-02	23018535-02

Specifications													
Number of Contacts	2	3	4	5	6	7	8	3+5	9	10	12	14	18
Wire Gauge	14AWG		17AWG	18AWG		22AWG		17AWG + 24AWG	22AWG	24AWG			
Panel Thickness	Max. 4.0mm				Max. 4.0mm				Max. 2.5mm				
Environmental Protection	IP68				IP67				IP67				
Mechanical Life	500 mating cycles												
Operating Temperature	- 45°C - 105°C												
Voltage Rating	300V	300V	300V	125V	125V	60V	60V	125+30V	60V	30V	30V	30V	30V
Rated Current(40°C)	20A	20A	15A	10A	10A	5A	5A	15A+2A	5A	5A	5A	5A	2A